



# Club Health Assessment for District 1 A through July 2025

			Status	Membership						Reports				Finance	LCIF	
Club Number	Club Name	Charter Date	Times in Status Quo in Past 2 Years	Current Member Count **	YTD Members Added	YTD Members Dropped	YTD Net Growth% ***	Member Count 1 Year Ago	Dropped Members Avg.Length of Service	Months Since Membership Update	Current Officers Reported ****	Current President Repeated Term	VP Reported *****	Last Date Reported Service (mm/yyyy)	Account Balance	YTD Donations
Clubs less than two years old																
179258	Chicago Asian American	11/13/2024	Active	53	0	0	0.00%	0		1	Y	2	R	05/2025	90+ Days	
180426	Chicago Diverse Intergenerational	02/28/2025	Active	27	0	0	0.00%	0		0	Y	2		07/2025	90+ Days	
157890	Chicago Metropolitan	06/05/2024	Active	17	1	0	6.25%	22		0	Y	2		04/2025		
Clubs more than two years old																
2	ARGO SUMMIT	10/20/1925	Active	26	0	0	0.00%	25		0	Y	8	N	09/2024		
3	BELLWOOD	03/12/1947	Active	34	2	2	0.00%	30	6	0	Y	2	N	07/2025		
129621	Berwyn Centennial	12/16/2016	Active	15	0	1	-6.25%	12	2	0	Y		N	05/2023		
30755	BRIDGEVIEW	05/06/1975	Active	12	0	0	0.00%	15		1	Y		N	10/2024		
Exc Award (06/30/2022, 06/30/2023)																
6	BROOKFIELD LA GRANGE PARK	03/23/1948	Active	12	0	0	0.00%	13		3	N		N	07/2025		
86	BURBANK	08/23/1955	Active	16	0	0	0.00%	16		1	N	None	R	10/2024		
Exc Award (06/30/2018, 06/30/2022)																
7	CALUMET CITY	10/16/1939	Active	47	0	0	0.00%	50		3	Y		N	06/2025		
Exc Award (06/30/2023)																
107696	CHICAGO AFRICAN	03/03/2010	Active	5	0	0	0.00%	5		18	Y	14		03/2025		
9	CHICAGO ARIRANG	07/31/1973	Active	8	0	0	0.00%	19		1	Y	2				
12	CHICAGO AZTECA	07/12/1966	Active(1)	17	0	0	0.00%	17		24	Y	13		03/2018		
33626	CHICAGO BAYANIHAN-SAMPAGUITA	04/26/1977	Active	22	0	0	0.00%	22		1	Y		N	07/2025		
Exc Award (06/30/2021, 06/30/2024)																
40	CHICAGO BEVERLY RIDGE	12/24/1958	Active	26	0	0	0.00%	25		2	Y	2	R	06/2025		
133466	Chicago Centennial	12/20/2017	Active	4	0	0	0.00%	4		12	Y	8			90+ Days	
13	CHICAGO CENTRAL	08/02/1917	Active	35	0	0	0.00%	33		1	N	3	R	05/2023		
14	CHICAGO CHATHAM	08/29/1929	Active(1)	3	0	0	0.00%	4		9	Y	24		06/2025		
17	CHICAGO EAST SIDE	08/30/1948	Active	17	0	0	0.00%	18		1	Y	13		07/2024		
48243	CHICAGO ECUADOREAN	03/09/1988	Active(1)	14	0	0	0.00%	14		1	Y		N	11/2024		
20	CHICAGO ENGLEWOOD	10/12/1934	Active	18	5	0	38.46%	10		0	Y		N	06/2025		



## Club Health Assessment for District 1 A through July 2025

			Status	Membership						Reports				Finance		LCIF
Club Number	Club Name	Charter Date	Times in Status Quo in Past 2 Years	Current Member Count **	YTD Members Added	YTD Members Dropped	YTD Net Growth% ***	Member Count 1 Year Ago	Dropped Members Avg.Length of Service	Months Since Membership Update	Current Officers Reported ****	Current President Repeated Term	VP Reported *****	Last Date Reported Service (mm/yyyy)	Account Balance	YTD Donations
84071	CHICAGO FIL USA	08/27/2004	Active	43	0	0	0.00%	42		1	Y		N	06/2025		
	Exc Award (06/30/2018, 06/30/2022)															
84539	CHICAGO FILIPINO AMERICAN	12/16/2004	Active	74	0	0	0.00%	76		1	Y		R	06/2025		\$1,000.00
	Exc Award (06/30/2017, 06/30/2022)															
145973	Chicago Global	04/27/2021	Active	64	0	8	-11.11%	49	3	0	Y		N	05/2025		\$100.00
	Exc Award (06/30/2022)															
155164	Chicago Healthcare Alliance	07/19/2023	Active	96	6	0	6.67%	86		0	Y	3	N	07/2025		
	Exc Award (06/30/2024)															
22	CHICAGO HEGEWISCH	01/26/1962	Active	16	0	0	0.00%	18		5	Y	6	R	06/2023		
52	CHICAGO HEIGHTS	01/15/1948	Active	30	0	0	0.00%	30		2	Y	2		06/2025		
102624	CHICAGO INDO US	06/25/2008	Active	14	0	0	0.00%	15		2	Y		N	07/2025		
	Exc Award (06/30/2018, 06/30/2023)															
119176	CHICAGO JOSE RIZAL	05/09/2013	Active(1)	21	0	0	0.00%	16		5	Y	2	N	11/2024		
	Exc Award (06/30/2022)															
82696	CHICAGO LIERI	06/18/2004	Active(1)	9	0	0	0.00%	10		1	Y	6		09/2024		
30	CHICAGO LOGAN SQUARE	11/14/1923	Active	13	0	0	0.00%	14		5	Y	2	R	07/2025		\$250.00
131583	Chicago Mabuhay Centennial	06/23/2017	Active	32	1	10	-21.95%	33	4	0	N		N	11/2024		
	Exc Award (06/30/2018, 06/30/2022)															
43308	CHICAGO MAHARLIKA	01/13/1984	Active	16	0	0	0.00%	17		0	Y		N	06/2025		
	Exc Award (06/30/2022)															
35	CHICAGO MOUNT GREENWOOD	07/10/1939	Active	6	0	0	0.00%	6		13	Y	7		12/2024		
38	CHICAGO NORTHWEST	10/09/1923	Active	9	0	0	0.00%	9		14	Y	6		07/2025		
142958	Chicago Nurses for Diabetes	10/20/2020	Active	50	3	0	6.38%	62		0	Y		N	05/2025		
	Exc Award (06/30/2023, 06/30/2024)															
130802	Chicago One World Centennial	04/25/2017	Active(2)	14	0	0	0.00%	14		5	Y	4		11/2024		
	Exc Award (06/30/2022)															
30919	CHICAGO PHILIPPINE	06/19/1975	Active	32	0	0	0.00%	35		9	Y	2		07/2025		
	Exc Award (06/30/2022)															
38246	CHICAGO PUERTO RICO	04/07/1980	Active	15	0	0	0.00%	15		13	N	3		03/2025		
125924	Chicago Ridge	10/13/2015	Active	50	0	0	0.00%	51		1	Y	2	N	07/2025		
	Exc Award (06/30/2021, 06/30/2022, 06/30/2023)															



## Club Health Assessment for District 1 A through July 2025

			Status	Membership						Reports				Finance		LCIF
Club Number	Club Name	Charter Date	Times in Status Quo in Past 2 Years	Current Member Count **	YTD Members Added	YTD Members Dropped	YTD Net Growth% ***	Member Count 1 Year Ago	Dropped Members Avg.Length of Service	Months Since Membership Update	Current Officers Reported ****	Current President Repeated Term	VP Reported *****	Last Date Reported Service (mm/yyyy)	Account Balance	YTD Donations
65307	CHICAGO ROGERS PARK	05/02/2002	Active(1)	20	0	4	-16.67%	25	3	0	Y		N	07/2023		
	Exc Award (06/30/2022)															
57713	CHICAGO THAI MID WEST	01/03/1996	Active(1)	15	0	0	0.00%	17		0	Y	13	N	10/2024		
	Exc Award (06/30/2022)															
103704	CHICAGO WINDY CITY	09/25/2008	Active	47	0	0	0.00%	49		0	Y		N	06/2025		\$400.00
	Exc Award (06/30/2016, 06/30/2020, 06/30/2022, 06/30/2023, 06/30/2024)															
105501	FLOSSMOOR ROSHNI	05/18/2009	Active	3	0	0	0.00%	3		61	N	16		03/2015		
53498	FRANKLIN PARK MANILA	07/01/1992	Active	14	0	0	0.00%	12		0	Y		R	07/2025		
	Exc Award (06/30/2018)															
57	GLENWOOD	03/16/1966	Active	19	0	0	0.00%	19		7	Y	2	R	07/2025		
	Exc Award (06/30/2022)															
134670	Harvey Centennial	05/11/2018	Active(2)	12	0	0	0.00%	12		3	Y	9		11/2022		
137694	Justice	04/05/2019	Active	20	0	3	-13.04%	23	3	0	Y		N	07/2025		
149150	KOPE Cyber Lions of District 1-A	12/29/2021	Active(2)	11	0	0	0.00%	14		0	Y	3		05/2024		
64	LA GRANGE HIGHLANDS	04/25/1961	Active	18	0	0	0.00%	16		1	Y		N	02/2024		
	Exc Award (06/30/2018, 06/30/2022)															
65	LANSING	06/25/1937	Active	31	1	0	3.33%	30		0	Y		N	05/2023		
127483	Lincolnwood	05/06/2016	Active(1)	18	0	0	0.00%	18		1	Y	2		03/2022		
74	OAK LAWN	03/22/1939	Active	38	0	0	0.00%	35		1	Y		N	07/2025		\$25.00
	Exc Award (06/30/2018, 06/30/2021, 06/30/2023)															
75	OAK PARK-RIVER FOREST	08/01/1920	Active(1)	7	0	0	0.00%	7		15	Y	4		03/2024		
76	ORLAND PARK	03/12/1964	Active	35	2	1	2.94%	36	0	0	Y		N	07/2025		
	Exc Award (06/30/2017, 06/30/2018)															
77	PALOS	10/03/1949	Active	71	0	0	0.00%	64		1	Y	2	R	12/2024		
	Exc Award (06/30/2018, 06/30/2023)															
81	RIVER GROVE	08/29/1949	Active	82	0	0	0.00%	94		1	Y		R	10/2024		
	Exc Award (06/30/2022)															
82	RIVERSIDE TOWNSHIP	04/15/1948	Active(1)	34	0	0	0.00%	33		5	Y	3	R	05/2023		
59955	SCHILLER PARK	09/05/1997	Active	2	0	0	0.00%	2		3	N	None		10/2024		
85	SOUTH HOLLAND	08/22/1946	Active	24	0	0	0.00%	24		3	Y		N	10/2022		



## Club Health Assessment for District 1 A through July 2025

			Status	Membership					Reports				Finance	LCIF		
Club Number	Club Name	Charter Date	Times in Status Quo in Past 2 Years	Current Member Count **	YTD Members Added	YTD Members Dropped	YTD Net Growth% ***	Member Count 1 Year Ago	Dropped Members Avg.Length of Service	Months Since Membership Update	Current Officers Reported ****	Current President Repeated Term	VP Reported *****	Last Date Reported Service (mm/yyyy)	Account Balance	YTD Donations
87	STICKNEY FOREST VIEW	08/27/1952	Active	52	0	0	0.00%	53		3	Y		N	07/2025		
	Exc Award (06/30/2016, 06/30/2017, 06/30/2018, 06/30/2021, 06/30/2022, 06/30/2023, 06/30/2024)															
88	THE FOREST KALA SAMPATH	06/07/1928	Active	32	0	0	0.00%	13		3	Y		N	05/2025		\$60.00
	Exc Award (06/30/2023)															
89	THORNTON	09/23/1950	Active	25	0	0	0.00%	27		3	Y		N	03/2025		
90	TINLEY PARK	10/12/1949	Active	20	0	0	0.00%	23		0	Y		N	06/2025		
91	WESTCHESTER	02/16/1965	Active	11	0	0	0.00%	12		2	Y		N	07/2025		\$36.24
	Exc Award (06/30/2023)															
92	WILLOW SPRINGS	04/27/1954	Active	45	0	0	0.00%	45		0	Y	2	N	07/2025		\$2,000.00
	Exc Award (06/30/2017, 06/30/2018, 06/30/2019, 06/30/2021, 06/30/2023, 06/30/2024)															
143691	Willow Springs Lioness	12/04/2020	Active	24	0	0	0.00%	24		2	Y	6	R	07/2025		
93	WORTH	10/28/1953	Active	33	0	0	0.00%	38		1	Y			10/2024		
	Exc Award (06/30/2022)															

Clubs Cancelled Previous Fiscal Year – Clubs Cancelled within last 12 months may be reinstated

Club Number	Club Name	Charter Date	Current Status*	Cancellation Date
135017	Chicago Argentine American	06/27/2018	Cancelled(8*)	06/29/2025
58320	CHICAGO BRONZEVILLE	05/17/1996	Cancelled(6*)	12/30/2024
130882	Chicago Eagles Wings	05/08/2017	Cancelled(8*)	01/31/2025
49	CHICAGO UPTOWN	03/17/1921	Cancelled(6*)	06/29/2025

Current Total Clubs Count	YTD New Clubs Count	YTD Cancelled Clubs Count	YTD Net Club Gain	Current Total Members Count	YTD Add	YTD Drop	YTD Net Growth	YTD Net Growth %	Member Count 12 Months Ago	Average Member Count Per Club	% of Clubs with less than 20 members	% No Officer Report in 12 Months	% of Clubs with balance 90+ days	Number of Clubs in Status Quo	% Status Quo Clubs in Financial Suspension	Number of Cancelled Clubs	Average Cancelled Club Age	Members Lost Due to Cancellation	% of Clubs Cancelled for Non-Financial Reasons
68	0	0	0	1,795	21	29	-8	-0.44%	1,720	26	49%	0%	4%	0	0%	0	0	0	0%



Club Health Assessment for District 1 A through July 2025

			Status		Membership					Reports					Finance	LCIF
Club Number	Club Name	Charter Date	Times in Status Quo in Past 2 Years	Current Member Count **	YTD Members Added	YTD Members Dropped	YTD Net Growth% ***	Member Count 1 Year Ago	Dropped Members Avg.Length of Service	Months Since Membership Update	Current Officers Reported ****	Current President Repeated Term	VP Reported *****	Last Date Reported Service (mm/yyyy)	Account Balance	YTD Donations

\* - P - Priority Club. Cancellation Reasons: 1-Objectives/conduct, 2-Non-active club, 5-Non-existing club, 6-Disbanding, 7-Merger, 8-Financial Suspension, 9-District/Multiple District Dues.

\*\* Red denotes below 15 active members.

\*\*\* Red denotes 20% + loss.

\*\*\*\* Y - all 3 (President, Secretary, Treasurer) club officers reported, N - not all 3 reported.

\*\*\*\*\* Abbreviation: N-New, IP-Immediate Past, R-Repeat.




## Club Health Assessment for District 1 BK through July 2025

			Status	Membership					Reports					Finance	LCIF	
Club Number	Club Name	Charter Date	Times in Status Quo in Past 2 Years	Current Member Count **	YTD Members Added	YTD Members Dropped	YTD Net Growth% ***	Member Count 1 Year Ago	Dropped Members Avg.Length of Service	Months Since Membership Update	Current Officers Reported ****	Current President Repeated Term	VP Reported *****	Last Date Reported Service (mm/yyyy)	Account Balance	YTD Donations
Clubs more than two years old																
96	ASHKUM	05/11/1965	Active	35	0	0	0.00%	38		5	Y	2	N	07/2022		
40403	BEECHER	10/26/1981	Active	37	4	0	12.12%	22		0	N	4		07/2025		
Exc Award (06/30/2018)																
577	BELLFLOWER	06/27/1958	Active	23	0	0	0.00%	23		13	N	None		03/2024		
98	BOLINGBROOK	11/03/1966	Active	58	0	7	-10.77%	66	13	0	Y		R	07/2025		
Exc Award (06/30/2018, 06/30/2022)																
99	BONFIELD	06/28/1967	Active	28	1	0	3.70%	25		1	Y	3		06/2025		
100	BRADLEY	09/10/1946	Active	31	2	0	6.90%	30		0	Y		N	07/2025		
101	BRAIDWOOD	02/24/1969	Active	24	0	0	0.00%	26		2	Y	3	R	07/2025		
102	BUCKLEY	10/18/1955	Active	23	0	0	0.00%	25		9	Y		N	03/2025		
103	CHANNAHON	01/22/1969	Active	15	0	0	0.00%	10		4	Y	4	R	05/2025		
Exc Award (06/30/2016)																
104	CHEBANSE	05/20/1955	Active	17	0	0	0.00%	16		5	N	None		01/2024		
583	COAL CITY	01/13/1949	Active	19	0	0	0.00%	17		0	Y	6		09/2024		
584	CORNELL	05/05/1972	Active	31	0	0	0.00%	28		1	Y		N	07/2025		
106	CREST HILL	09/27/1962	Active	31	0	0	0.00%	25		1	Y		R	09/2019		
107	CRETE	12/07/1939	Active	47	0	0	0.00%	40		0	Y	3		05/2025		
Exc Award (06/30/2021)																
585	DANVERS	04/10/1958	Active	48	0	0	0.00%	48		1	N	None		05/2023		
586	DWIGHT	12/23/1947	Active(1)	30	0	0	0.00%	32		1	Y	2		07/2021		
587	EARLVILLE	09/27/1955	Active	35	2	1	2.94%	35	3	0	Y	2	N	07/2025		
588	FAIRBURY	10/10/1956	Active	18	0	0	0.00%	18		4	Y	2	N	07/2025		
589	FLANAGAN	03/04/1960	Active	12	0	0	0.00%	12		13	Y	8		04/2025		
111	FRANKFORT	12/28/1940	Active	76	0	0	0.00%	75		1	Y	2	R	07/2025		\$2,000.00
Exc Award (06/30/2018, 06/30/2019, 06/30/2022)																
591	GARDNER	11/09/1948	Active	10	0	0	0.00%	8		11	Y		R	07/2022		
592	GIBSON CITY	04/12/1922	Active	49	0	0	0.00%	45		1	Y		N	08/2024		
115	HERSCHER	04/29/1965	Active	27	0	0	0.00%	26		4	Y	7	R	07/2025		



# Club Health Assessment for District 1 BK through July 2025

			Status	Membership					Reports					Finance		LCIF
Club Number	Club Name	Charter Date	Times in Status Quo in Past 2 Years	Current Member Count **	YTD Members Added	YTD Members Dropped	YTD Net Growth% ***	Member Count 1 Year Ago	Dropped Members Avg.Length of Service	Months Since Membership Update	Current Officers Reported ****	Current President Repeated Term	VP Reported *****	Last Date Reported Service (mm/yyyy)	Account Balance	YTD Donations
594	HUDSON	04/13/1964	Active	19	0	0	0.00%	20		7	N	None		07/2021		
	Exc Award (06/30/2017, 06/30/2018)															
117	JOLIET NOON	01/19/1921	Active	35	0	0	0.00%	32		1	Y			07/2025		\$100.00
	Exc Award (06/30/2024)															
30089	LA MOILLE	01/09/1975	Active	35	0	0	0.00%	30		1	N		N			
597	LELAND	10/23/1956	Active	15	0	0	0.00%	14		3	Y	2	N	02/2023		
120	LEMONT	06/07/1962	Active	103	2	0	1.98%	96		0	Y		N	07/2025		
	Exc Award (06/30/2016, 06/30/2018, 06/30/2021, 06/30/2023, 06/30/2024)															
122	LOCKPORT	04/27/1939	Active	25	0	1	-3.85%	27	12	0	Y		IP			
598	LONG POINT	04/12/1966	Active	9	0	0	0.00%	9		30	N	None				
41441	MALDEN	06/21/1982	Active	27	0	0	0.00%	25		1	N		N	05/2025		
	Exc Award (06/30/2023)															
599	MARSEILLES	01/31/1956	Active	81	0	0	0.00%	94		1	Y		N	07/2023		
	Exc Award (06/30/2016)															
125	MARTINTON	10/23/1957	Active	13	0	0	0.00%	13		30	N	None				
601	MENDOTA	11/15/1938	Active	54	1	0	1.89%	52		0	Y	2	R	07/2025		
126	MILFORD	12/04/1951	Active(1)	10	0	0	0.00%	9		2	Y	11		04/2021		
602	MINOOKA	11/30/1955	Active	94	1	0	1.08%	98		0	Y			08/2024		
127	MOKENA	11/05/1952	Active	52	0	0	0.00%	52		1	Y	2	N	08/2024		
	Exc Award (06/30/2016)															
603	MORRIS	03/31/1938	Active	33	0	0	0.00%	37		1	Y		N	07/2025		
	Exc Award (06/30/2016, 06/30/2018)															
129	NEW LENOX	08/25/1948	Active	31	0	0	0.00%	32		2	Y	2	N	06/2025		
604	NORMAL	06/22/1965	Active	19	0	0	0.00%	19		3	Y	3	R	07/2025		
	Exc Award (06/30/2020)															
130	ONARGA	02/12/1931	Active	28	0	0	0.00%	30		3	Y		N	06/2025		
	Exc Award (06/30/2023, 06/30/2024)															
606	OSWEGO	01/13/1948	Active	9	0	0	0.00%	9		3	Y	6		10/2019		
	Exc Award (06/30/2018)															
607	OTTAWA	09/25/1936	Active	19	1	0	5.56%	24		0	Y	8		03/2019		
	Exc Award (06/30/2016)															



## Club Health Assessment for District 1 BK through July 2025

INTERNATIONAL

			Status	Membership						Reports				Finance	LCIF	
Club Number	Club Name	Charter Date	Times in Status Quo in Past 2 Years	Current Member Count **	YTD Members Added	YTD Members Dropped	YTD Net Growth***	Member Count 1 Year Ago	Dropped Members Avg.Length of Service	Months Since Membership Update	Current Officers Reported ****	Current President Repeated Term	VP Reported *****	Last Date Reported Service (mm/yyyy)	Account Balance	YTD Donations
132	PLAINFIELD	11/22/1948	Active	94	1	1	0.00%	95	2	0	Y		N	04/2023		
613	PRINCETON	10/14/1925	Active	17	0	0	0.00%	18		1	Y		IP	04/2025		
Exc Award (06/30/2016)																
108163	ROCKDALE	04/20/2010	Active	3	0	0	0.00%	3		0	N	None		05/2019		
617	SERENA	02/06/1964	Active	31	0	0	0.00%	32		5	Y		R	07/2025		
Exc Award (06/30/2016)																
618	SHEFFIELD	09/24/1951	Active	20	0	0	0.00%	18		3	Y	6	R	07/2025		
135	SHOREWOOD	10/23/1963	Active(1)	13	0	0	0.00%	16		3	Y	8	R	06/2025		
621	SPRING VALLEY	07/13/1938	Active	8	0	0	0.00%	8		1	Y	5	R	02/2024		
623	STREATOR	02/05/1953	Active	26	0	0	0.00%	21		1	N			06/2025		
62004	STREATOR HARDCRABBLE	05/27/1999	Active	16	0	0	0.00%	14		8	Y		IP	07/2025		
Exc Award (06/30/2020, 06/30/2021)																
29988	TOWANDA	12/10/1974	Active	21	0	0	0.00%	20		0	Y		N	10/2017		
625	WASHBURN	06/03/1931	Active	14	0	0	0.00%	14		19	Y	8		04/2019		
137	WATSEKA	03/07/1938	Active	22	0	0	0.00%	22		21	N	None		07/2022		
138	WELLINGTON	06/20/1967	Active	4	0	0	0.00%	4		8	N	8				
139	WILMINGTON	07/28/1953	Active	12	0	0	0.00%	12		1	Y	2	N	12/2024		
626	YORKVILLE	01/16/1939	Active	18	0	0	0.00%	17		7	Y	3		05/2025		

Clubs Cancelled Previous Fiscal Year – Clubs Cancelled within last 12 months may be reinstated

Club Number	Club Name	Charter Date	Current Status*	Cancellation Date
128	MOMENCE	04/30/1945	Cancelled(6*)	06/29/2025

Current Total Clubs Count	YTD New Clubs Count	YTD Cancelled Clubs Count	YTD Net Club Gain	Current Total Members Count	YTD Add	YTD Drop	YTD Net Growth	YTD Net Growth %	Member Count 12 Months Ago	Average Member Count Per Club	% of Clubs with less than 20 members	% No Officer Report in 12 Months	% of Clubs with balance 90+ days	Number of Clubs in Status Quo	% Status Quo Clubs in Financial Suspension	Number of Cancelled Clubs	Average Cancelled Club Age	Members Lost Due to Cancellation	% of Clubs Cancelled for Non-Financial Reasons
58	0	0	0	1,754	15	10	5	0.29%	1,726	30	40%	5%	0%	0	0%	0	0	0	0%





Club Health Assessment for District 1 BK through July 2025

			Status		Membership					Reports					Finance	LCIF
Club Number	Club Name	Charter Date	Times in Status Quo in Past 2 Years	Current Member Count **	YTD Members Added	YTD Members Dropped	YTD Net Growth% ***	Member Count 1 Year Ago	Dropped Members Avg.Length of Service	Months Since Membership Update	Current Officers Reported ****	Current President Repeated Term	VP Reported *****	Last Date Reported Service (mm/yyyy)	Account Balance	YTD Donations

\* - P - Priority Club. Cancellation Reasons: 1-Objectives/conduct, 2-Non-active club, 5-Non-existing club, 6-Disbanding, 7-Merger, 8-Financial Suspension, 9-District/Multiple District Dues.  
\*\* Red denotes below 15 active members.  
\*\*\* Red denotes 20% + loss.  
\*\*\*\* Y - all 3 (President, Secretary, Treasurer) club officers reported, N - not all 3 reported.  
\*\*\*\*\* Abbreviation: N-New, IP-Immediate Past, R-Repeat.



# Club Health Assessment for District 1 CN through July 2025

			Status	Membership					Reports				Finance	LCIF		
Club Number	Club Name	Charter Date	Times in Status Quo in Past 2 Years	Current Member Count **	YTD Members Added	YTD Members Dropped	YTD Net Growth% ***	Member Count 1 Year Ago	Dropped Members Avg.Length of Service	Months Since Membership Update	Current Officers Reported ****	Current President Repeated Term	VP Reported *****	Last Date Reported Service (mm/yyyy)	Account Balance	YTD Donations
Clubs more than two years old																
146	BREESE	09/17/1936	Active	41	0	0	0.00%	43		0	Y		N	11/2023		
149	CARLYLE	08/21/1936	Active	26	0	0	0.00%	27		11	N	None		02/2024		
150	CARMI	05/28/1952	Active	25	0	0	0.00%	31		1	Y		N	09/2023		
156	CENTRAL CITY CENTRALIA	10/06/1965	Active	35	1	0	2.94%	42		0	Y		N	08/2023		
134387	Central City Lioness	04/13/2018	Active	32	0	0	0.00%	38		1	N	None		06/2025		
162	COLLINSVILLE	02/20/1923	Active	22	0	0	0.00%	20		1	Y	2	R	12/2022		
42507	COLLINSVILLE MARYVILLE EVENING	04/15/1983	Active	33	0	0	0.00%	37		4	Y	2	R	07/2025		
163	COLUMBIA	07/17/1952	Active	21	0	0	0.00%	21		15	N	None		10/2023		
144733	Columbia 21st Century	12/30/2020	Active	18	0	0	0.00%	25		1	N	None		07/2025		
102544	DUPO EAST CARONDELET	06/23/2008	Active	12	0	0	0.00%	12		3	N	None		04/2018	90+ Days	
173	FAIRFIELD	12/12/1938	Active	15	0	0	0.00%	15		16	N	None		12/2023		
187	LEBANON	07/21/1950	Active	22	0	0	0.00%	21		2	N	2	R	07/2025		\$20.00
Exc Award (06/30/2018)																
192	MASCOUTAH	02/23/1952	Active	37	0	0	0.00%	35		1	Y		N	07/2020		
38541	MASCOUTAH NOON	06/09/1980	Active	45	0	0	0.00%	45		16	N	None		08/2017		
195	MOUNT CARMEL	07/30/1952	Active	21	0	0	0.00%	24		1	N	None		12/2023		
196	MOUNT VERNON	01/14/1924	Active	24	0	0	0.00%	21		1	Y	2	R	12/2014		
198	NASHVILLE	05/31/1938	Active	84	1	1	0.00%	87	4	0	Y		N	06/2025		
200	NEW BADEN	11/22/1951	Active	17	0	0	0.00%	18		3	Y	2	N	03/2024		
201	NOBLE	05/04/1938	Active	22	0	0	0.00%	20		3	Y	3		07/2025		
30312	O'FALLON/FAIRVIEW HEIGHTS	03/06/1975	Active	21	0	0	0.00%	21		12	Y	7		04/2024		\$550.00
203	OKAWVILLE	09/04/1930	Active	61	1	0	1.67%	57		0	Y		N	07/2025		
211	SALEM	02/19/1936	Active(1)	52	0	0	0.00%	58		1	Y		N	04/2022		
33809	SMITHTON	05/18/1977	Active	2	0	0	0.00%	2		1	Y	4		06/2025		
210	ST JACOB	10/26/1965	Active	125	0	0	0.00%	119		2	Y		N	01/2023		
218	SUMMERFIELD	06/27/1966	Active	4	0	0	0.00%	5		1	Y	2		05/2015		



## Club Health Assessment for District 1 CN through July 2025

INTERNATIONAL

Club Number	Club Name	Charter Date	Status	Membership					Reports				Finance	LCIF	
			Times in Status Quo in Past 2 Years	Current Member Count **	YTD Members Added	YTD Members Dropped	YTD Net Growth% ***	Member Count 1 Year Ago	Dropped Members Avg.Length of Service	Months Since Membership Update	Current Officers Reported ****	Current President Repeated Term	VP Reported *****	Last Date Reported Service (mm/yyyy)	Account Balance
222	TROY	06/24/1938	Active	17	0	0	0.00%	18	7	N	None		02/2024		
35512	VALMEYER	05/08/1978	Active	27	0	0	0.00%	30	1	Y	4	R	06/2025		
223	WATERLOO	12/20/1951	Active	55	0	0	0.00%	45	0	Y		N	07/2025		\$5,050.00

Clubs Cancelled Previous Fiscal Year – Clubs Cancelled within last 12 months may be reinstated

Club Number	Club Name	Charter Date	Current Status*	Cancellation Date
102555	EAST SAINT LOUIS	06/26/2008	Cancelled(6*)	06/29/2025
177	GRAYVILLE	08/22/1938	Cancelled(6*)	11/30/2024
33810	SWANSEA-BELLEVILLE MIDTOWN	05/11/1977	Cancelled(6*)	06/29/2025

Current Total Clubs Count	YTD New Clubs Count	YTD Cancelled Clubs Count	YTD Net Club Gain	Current Total Members Count	YTD Add	YTD Drop	YTD Net Growth	YTD Net Growth %	Member Count 12 Months Ago	Average Member Count Per Club	% of Clubs with less than 20 members	% No Officer Report in 12 Months	% of Clubs with balance 90+ days	Number of Clubs in Status Quo	% Status Quo Clubs in Financial Suspension	Number of Cancelled Clubs	Average Cancelled Club Age	Members Lost Due to Cancellation	% of Clubs Cancelled for Non-Financial Reasons
28	0	0	0	916	3	1	2	0.22%	937	33	25%	25%	4%	0	0%	0	0	0	0%

\* - P - Priority Club. Cancellation Reasons: 1-Objectives/conduct, 2-Non-active club, 5-Non-existing club, 6-Disbanding, 7-Merger, 8-Financial Suspension, 9-District/Multiple District Dues.

\*\* Red denotes below 15 active members.


\*\*\* Red denotes 20% + loss.

\*\*\*\* Y - all 3 (President, Secretary, Treasurer) club officers reported, N - not all 3 reported.

\*\*\*\*\* Abbreviation: N-New, IP-Immediate Past, R-Repeat.



## Club Health Assessment for District 1 CS through July 2025

			Status	Membership					Reports				Finance	LCIF		
Club Number	Club Name	Charter Date	Times in Status Quo in Past 2 Years	Current Member Count **	YTD Members Added	YTD Members Dropped	YTD Net Growth% ***	Member Count 1 Year Ago	Dropped Members Avg.Length of Service	Months Since Membership Update	Current Officers Reported ****	Current President Repeated Term	VP Reported *****	Last Date Reported Service (mm/yyyy)	Account Balance	YTD Donations
Clubs more than two years old																
145	BENTON	03/12/1935	Active	29	0	0	0.00%	26		8	N	None		12/2018		
148	CARBONDALE	07/15/1921	Active	41	0	0	0.00%	42		1	Y	2	N	02/2024		
152	CARTERVILLE	05/18/1922	Active	31	1	0	3.33%	29		0	Y		N	04/2024		
158	CHESTER	04/20/1936	Active	21	1	0	5.00%	14		0	Y	2	R	07/2025		\$25.00
159	CHRISTOPHER	02/07/1924	Active	29	0	0	0.00%	25		3	Y		N	07/2025		
Exc Award (06/30/2024)																
161	COBDEN	04/21/1938	Active	36	0	0	0.00%	36		25	N	None		12/2023		
165	DESOTO	06/19/1970	Active	16	0	0	0.00%	17		9	N	None				
167	DU QUOIN	03/10/1936	Active	9	0	0	0.00%	9		26	N	None				
170	ELDORADO	11/23/1922	Active	22	1	0	4.76%	24		0	Y		N	07/2025		
Exc Award (06/30/2023)																
176	GALATIA	03/09/1973	Active(1)	16	0	0	0.00%	19		2	Y	21		03/2018		
47941	HARRISBURG TOWN & COUNTRY	12/14/1987	Active	14	0	0	0.00%	17		0	Y	2	R	07/2025		
179	HERRIN-ENERGY	06/06/1922	Active	12	0	0	0.00%	12		3	Y		N	05/2024		
66804	JOHNSTON CITY	11/05/2002	Active	14	0	0	0.00%	12		2	Y	3	R	05/2025		
188	LENZBURG	03/14/1963	Active	6	0	0	0.00%	6		12	N	None				
190	MARION	04/24/1923	Active	29	0	0	0.00%	31		3	Y	7	R	06/2025		
193	METROPOLIS	01/24/1941	Active	14	0	0	0.00%	15		0	N	None		05/2021		
194	MOUNDS	11/02/1959	Active	17	0	0	0.00%	16		0	Y	5		07/2025		\$100.00
Exc Award (06/30/2018)																
199	NEW ATHENS	12/20/1951	Active	9	0	0	0.00%	9		2	N	None		02/2020		
206	RED BUD	05/06/1935	Active	48	1	1	0.00%	53	22	0	Y			10/2018		
216	SPARTA	05/15/1939	Active	40	0	0	0.00%	41		1	Y		N	07/2025		
Exc Award (06/30/2024)																
217	STEELEVILLE	05/04/1936	Active	10	0	0	0.00%	10		16	Y	2	N	07/2025		
221	TRICO	04/14/1955	Active	12	0	0	0.00%	10		2	N	None				
224	WEST FRANKFORT	10/19/1922	Active	26	0	0	0.00%	30		1	Y		N	07/2025		



## Club Health Assessment for District 1 CS through July 2025

INTERNATIONAL

						Status		Membership					Reports				Finance		LCIF
						Times in Status Quo in Past 2 Years		Current Member Count **	YTD Members Added	YTD Members Dropped	YTD Net Growth***	Member Count 1 Year Ago	Dropped Members Avg.Length of Service	Months Since Membership Update	Current Officers Reported ****	Current President Repeated Term	VP Reported *****	Last Date Reported Service (mm/yyyy)	Account Balance
Club Number	Club Name		Charter Date																
Current Total Clubs Count	YTD New Clubs Count	YTD Cancelled Clubs Count	YTD Net Club Gain	Current Total Members Count	YTD Add	YTD Drop	YTD Net Growth	Member Count 12 Months Ago	Average Member Count Per Club	% of Clubs with less than 20 members	% No Officer Report in 12 Months	% of Clubs with balance 90+ days	Number of Clubs in Status Quo	% Status Quo Clubs in Financial Suspension	Number of Cancelled Clubs	Average Cancelled Club Age	Members Lost Due to Cancellation	% of Clubs Cancelled for Non-Financial Reasons	
23	0	0	0	501	4	1	3	0.60%	503	22	52%	35%	0%	0	0%	0	0	0	

\* - P - Priority Club. Cancellation Reasons: 1-Objectives/conduct, 2-Non-active club, 5-Non-existing club, 6-Disbanding, 7-Merger, 8-Financial Suspension, 9-District/Multiple District Dues.

\*\* Red denotes below 15 active members.

\*\*\* Red denotes 20% + loss.

\*\*\*\* Y - all 3 (President, Secretary, Treasurer) club officers reported, N - not all 3 reported.

\*\*\*\*\* Abbreviation: N-New, IP-Immediate Past, R-Repeat.



# Club Health Assessment for District 1 D through July 2025

			Status	Membership					Reports					Finance		LCIF
Club Number	Club Name	Charter Date	Times in Status Quo in Past 2 Years	Current Member Count **	YTD Members Added	YTD Members Dropped	YTD Net Growth% ***	Member Count 1 Year Ago	Dropped Members Avg.Length of Service	Months Since Membership Update	Current Officers Reported ****	Current President Repeated Term	VP Reported *****	Last Date Reported Service (mm/yyyy)	Account Balance	YTD Donations
Clubs less than two years old																
177925	Rockford 815	08/28/2024	Active	24	0	0	0.00%	0		1	Y		N	04/2025		
Clubs more than two years old																
225	ALBANY	05/11/1970	Active	20	0	0	0.00%	20		2	N	None		08/2020		
226	AMBOY	01/22/1948	Active	35	0	1	-2.78%	40	12	0	Y	3	R	05/2025		
	Exc Award (06/30/2019)															
227	APPLE RIVER	03/07/1946	Active	34	0	0	0.00%	37		1	N			10/2019		
229	BELVIDERE	04/16/1946	Active	44	0	0	0.00%	45		0	Y		N	05/2025		
	Exc Award (06/30/2019, 06/30/2023)															
230	BYRON	05/20/1960	Active	35	0	0	0.00%	42		1	Y	12	R	10/2015		
231	CAPRON	03/30/1955	Active	30	1	0	3.45%	27		0	Y		R	07/2025		
51571	CEDARVILLE	04/25/1991	Active	20	1	2	-4.76%	20	0	0	Y	2	R	07/2025		
232	CHADWICK	04/19/1963	Active	19	0	0	0.00%	18		3	Y		N	04/2025		
235	DIXON EVENING	03/10/1964	Active	14	0	0	0.00%	15		1	Y		N	03/2019		
132258	Dixon Lioness	07/27/2017	Active	21	0	0	0.00%	21		2	Y		R	03/2023		
234	DIXON NOON	04/23/1936	Active	16	0	0	0.00%	16		0	Y	3	R	12/2024		
236	DURAND	06/29/1973	Active	38	0	0	0.00%	40		0	Y		N	07/2025		
237	EAST DUBUQUE	06/22/1936	Active	27	0	0	0.00%	26		1	Y	4		04/2023		
240	FORRESTON	05/22/1963	Active	24	0	0	0.00%	26		1	Y	4	R	12/2021		
242	FREEPORT	03/26/1936	Active	30	0	0	0.00%	29		0	Y		N	07/2025		
	Exc Award (06/30/2023)															
244	GALENA	09/14/1936	Active	34	0	0	0.00%	34		1	Y	3	R	12/2024		
245	GENOA	10/28/1952	Active	24	0	0	0.00%	25		3	Y		N	07/2024		
38247	GERMAN VALLEY	04/28/1980	Active	28	0	0	0.00%	31		1	N		N	07/2025		
	Exc Award (06/30/2023)															
248	KIRKLAND	08/04/1948	Active	73	0	0	0.00%	68		2	Y		N	03/2025		
249	LANARK	06/11/1956	Active	43	0	0	0.00%	41		0	Y		N	05/2025		
250	LEAF RIVER	03/11/1957	Active	18	0	0	0.00%	20		0	N	None	N	06/2025		
	Exc Award (06/30/2019)															



# Club Health Assessment for District 1 D through July 2025

			Status	Membership						Reports				Finance	LCIF	
Club Number	Club Name	Charter Date	Times in Status Quo in Past 2 Years	Current Member Count **	YTD Members Added	YTD Members Dropped	YTD Net Growth% ***	Member Count 1 Year Ago	Dropped Members Avg.Length of Service	Months Since Membership Update	Current Officers Reported ****	Current President Repeated Term	VP Reported *****	Last Date Reported Service (mm/yyyy)	Account Balance	YTD Donations
251	LENA	06/01/1949	Active	70	0	3	-4.11%	78	18	0	Y		N	07/2025		\$500.00
	Exc Award (06/30/2019)															
252	LOVES PARK	10/23/1950	Active	26	0	0	0.00%	26		14	Y	2	R	06/2025		
122671	MACKTOWN	06/30/2014	Active	5	0	0	0.00%	5		25	N	None		05/2019		
256	MORRISON	09/29/1938	Active	23	0	0	0.00%	25		1	Y	2	R	06/2025		
257	MOUNT CARROLL	04/16/1948	Active	36	0	0	0.00%	36		1	Y	2	R	07/2025		
122012	Orangeville	04/28/2014	Active	21	0	0	0.00%	24		1	Y		N	07/2025		
	Exc Award (06/30/2022)															
259	OREGON	07/08/1952	Active	43	0	0	0.00%	41		1	Y		N	07/2025		
	Exc Award (06/30/2022, 06/30/2024)															
260	PAW PAW	04/11/1946	Active	65	0	1	-1.52%	66	3	0	Y		N	04/2025		
261	PEARL CITY	10/21/1954	Active(1)	35	0	0	0.00%	36		1	N	2		06/2025		
	Exc Award (06/30/2019)															
262	PECATONICA	06/02/1961	Active	20	0	2	-9.09%	18	2	0	Y	9		07/2025		
263	POLO	02/17/1948	Active	53	0	0	0.00%	54		1	N			04/2025		
264	POPLAR GROVE	02/21/1961	Active	37	0	0	0.00%	37		3	Y		N	04/2025		
265	PROPHETSTOWN	12/11/1947	Active	17	0	0	0.00%	17		1	Y	2		02/2020		
266	ROCHELLE	08/22/1951	Active	14	0	4	-22.22%	16	30	0	N	3	R	06/2025		
268	ROCKFORD	02/03/1920	Active	44	2	3	-2.22%	45	1	0	Y			10/2024		
	Exc Award (06/30/2016, 06/30/2017, 06/30/2018, 06/30/2020, 06/30/2021, 06/30/2022)															
270	ROCKTON	12/14/1938	Active	73	0	0	0.00%	64		2	N	None		03/2025		
	Exc Award (06/30/2016)															
271	ROSCOE	06/12/1961	Active	19	0	0	0.00%	20		2	Y		N	02/2012		
272	SAVANNA	09/20/1927	Active	25	0	0	0.00%	22		1	Y	18		11/2024		
274	SHANNON	08/12/1955	Active	20	0	0	0.00%	22		2	Y	6		04/2018		
275	SOUTH BELOIT	05/16/1944	Active	31	0	0	0.00%	30		3	N	2		01/2019		
278	STILLMAN VALLEY	04/16/1956	Active	21	0	0	0.00%	19		2	Y		N	06/2019		
279	STOCKTON	05/07/1945	Active	17	0	0	0.00%	17		12	N	13		07/2012		
280	TAMPICO	08/29/1957	Active	8	0	0	0.00%	10		1	Y	5	N	05/2025		



# Club Health Assessment for District 1 D through July 2025

INTERNATIONAL

Club Number	Club Name	Charter Date	Status	Membership						Reports				Finance	LCIF			
			Times in Status Quo in Past 2 Years	Current Member Count **	YTD Members Added	YTD Members Dropped	YTD Net Growth% ***	Member Count 1 Year Ago	Dropped Members Avg.Length of Service	Months Since Membership Update	Current Officers Reported ****	Current President Repeated Term	VP Reported *****	Last Date Reported Service (mm/yyyy)	Account Balance	YTD Donations		
281	THOMSON	07/22/1957	Active	9	0	1	-10.00%	10	51	0	N			08/2019				
282	WARREN	08/23/1949	Active	19	0	0	0.00%	20		0	Y		N	12/2024				
283	WINNEBAGO	05/29/1961	Active	19	0	0	0.00%	17		8	N	None		12/2023				
Current Total Clubs Count	YTD New Clubs Count	YTD Cancelled Clubs Count	YTD Net Club Gain	Current Total Members Count	YTD Add	YTD Drop	YTD Net Growth %	Member Count 12 Months Ago	Average Member Count Per Club	% of Clubs with less than 20 members	% No Officer Report in 12 Months	% of Clubs with balance 90+ days	Number of Clubs in Status Quo	% Status Quo Clubs in Financial Suspension	Number of Cancelled Clubs	Average Cancelled Club Age	Members Lost Due to Cancellation	% of Clubs Cancelled for Non-Financial Reasons
48	0	0	0	1,421	4	17	-13	1,416	30	27%	8%	0%	0	0%	0	0	0	0%

\* - P - Priority Club. Cancellation Reasons: 1-Objectives/conduct, 2-Non-active club, 5-Non-existing club, 6-Disbanding, 7-Merger, 8-Financial Suspension, 9-District/Multiple District Dues.

\*\* Red denotes below 15 active members.

\*\*\* Red denotes 20% + loss.

\*\*\*\* Y - all 3 (President, Secretary, Treasurer) club officers reported, N - not all 3 reported.

\*\*\*\*\* Abbreviation: N-New, IP-Immediate Past, R-Repeat.





# Club Health Assessment for District 1 F through July 2025

			Status	Membership					Reports					Finance	LCIF	
Club Number	Club Name	Charter Date	Times in Status Quo in Past 2 Years	Current Member Count **	YTD Members Added	YTD Members Dropped	YTD Net Growth% ***	Member Count 1 Year Ago	Dropped Members Avg.Length of Service	Months Since Membership Update	Current Officers Reported ****	Current President Repeated Term	VP Reported *****	Last Date Reported Service (mm/yyyy)	Account Balance	YTD Donations
Clubs more than two years old																
362	ANTIOCH	07/16/1937	Active	99	0	0	0.00%	92		6	Y			11/2024		
363	ARLINGTON HEIGHTS	09/25/1925	Active	32	0	0	0.00%	32		0	Y		N	01/2025		
364	BARRINGTON	10/15/1925	Active	54	0	0	0.00%	52		1	Y	2	R	01/2025		\$50.00
120169	Buffalo Grove	08/16/2013	Active	13	0	0	0.00%	13		12	N	None		04/2025		
367	DEERFIELD	01/28/1949	Active	16	0	0	0.00%	16		9	N	None				
368	DES PLAINES	05/06/1924	Active	7	0	0	0.00%	5		1	Y			04/2025		
Exc Award (06/30/2023)																
369	ELK GROVE VILLAGE	10/28/1958	Active	25	0	0	0.00%	25		0	Y	2		07/2025		
111092	EVANSTON SUNRISE	05/25/2011	Active	11	0	0	0.00%	14		1	Y		N	07/2024		
372	FOX LAKE	10/15/1948	Active	18	0	0	0.00%	16		1	Y	2	R	06/2019		
373	GAGEWOOD	05/20/1959	Active	28	0	0	0.00%	29		3	Y	3	N	04/2021		
375	GLENVIEW	08/21/1950	Active	20	0	0	0.00%	20		10	Y	4	R	01/2025		
376	GRAYSLAKE	05/29/1940	Active	48	0	2	-4.00%	41	28	0	Y	2	R	07/2025		
380	LAKE FOREST LAKE BLUFF	04/03/1950	Active	30	0	0	0.00%	29		6	Y		N	01/2025		\$2,000.00
381	LAKE VILLA TOWNSHIP	06/04/1963	Active	34	0	0	0.00%	31		1	Y		N	01/2025		
Exc Award (06/30/2017)																
382	LAKE ZURICH	08/01/1939	Active	63	0	0	0.00%	61		2	Y	3	N	01/2025		
43064	LONG GROVE	10/28/1983	Active	32	1	0	3.23%	31		0	Y	4	R			
385	MOUNT PROSPECT	03/01/1934	Active	90	1	0	1.12%	87		0	Y		N	01/2025		
Exc Award (06/30/2016)																
387	NILES	02/27/1953	Active	16	0	0	0.00%	23		1	Y	2	R	07/2011		
389	NORTH CHICAGO	11/15/1954	Active	12	0	0	0.00%	12		5	N	None		01/2025		
391	PALATINE	09/29/1925	Active	20	2	0	11.11%	20		0	Y	6	R	01/2025		
393	PARK RIDGE	06/30/1947	Active	18	0	0	0.00%	20		3	Y	13	R	08/2023		
394	PROSPECT HEIGHTS	01/29/1954	Active	24	0	0	0.00%	19		1	Y		R	04/2025		
396	SCHAUMBURG-HOFFMAN	04/12/1961	Active	25	0	0	0.00%	31		1	Y	7	R	06/2025		\$100.00
Exc Award (06/30/2016, 06/30/2017, 06/30/2019)																



## Club Health Assessment for District 1 F through July 2025

				Membership							Reports				Finance		LCIF		
Club Number	Club Name	Charter Date	Status		Current Member Count **	YTD Members Added	YTD Members Dropped	YTD Net Growth***	Member Count 1 Year Ago	Dropped Members Avg.Length of Service	Months Since Membership Update	Current Officers Reported ****	Current President Repeated Term	VP Reported *****	Last Date Reported Service (mm/yyyy)	Account Balance	YTD Donations		
			Times in Status Quo in Past 2 Years																
42364	SKOKIE	03/03/1983	Active		18	0	0	0.00%	18		2	Y	6	R	01/2025				
Exc Award (07/01/2017)																			
42365	VERNON HILLS	03/14/1983	Active		15	0	0	0.00%	17		0	Y		R	12/2023				
399	WAUCONDA	08/13/1941	Active		31	0	0	0.00%	30		0	Y		N	10/2022				
401	WAUKEGAN LITTLE FORT	02/07/1973	Active		12	3	2	9.09%	13	4	0	Y	6	R	07/2025				
53174	WAUKEGAN UPTOWN	05/28/1992	Active		11	0	0	0.00%	10		8	Y			03/2024		\$100.00		
405	WINTHROP HARBOR	09/23/1954	Active		22	0	0	0.00%	14		2	Y	3	R	06/2025		\$1,000.00		
Current Total Clubs Count	YTD New Clubs Count	YTD Cancelled Clubs Count	YTD Net Club Gain	Current Total Members Count	YTD Add	YTD Drop	YTD Net Growth	YTD Net Growth %	Member Count 12 Months Ago	Average Member Count Per Club	% of Clubs with less than 20 members	% No Officer Report in 12 Months	% of Clubs with balance 90+ days	Number of Clubs in Status Quo	% Status Quo Clubs in Financial Suspension	Number of Cancelled Clubs	Average Cancelled Club Age	Members Lost Due to Cancellation	% of Clubs Cancelled for Non-Financial Reasons
29	0	0	0	844	7	4	3	0.36%	821	29	41%	10%	0%	0	0%	0	0	0	0%

\* - P - Priority Club. Cancellation Reasons: 1-Objectives/conduct, 2-Non-active club, 5-Non-existing club, 6-Disbanding, 7-Merger, 8-Financial Suspension, 9-District/Multiple District Dues.

\*\* Red denotes below 15 active members.

\*\*\* Red denotes 20% + loss.

\*\*\*\* Y - all 3 (President, Secretary, Treasurer) club officers reported, N - not all 3 reported.

\*\*\*\*\* Abbreviation: N-New, IP-Immediate Past, R-Repeat.



# Club Health Assessment for District 1 G through July 2025

			Status	Membership					Reports				Finance		LCIF	
Club Number	Club Name	Charter Date	Times in Status Quo in Past 2 Years	Current Member Count **	YTD Members Added	YTD Members Dropped	YTD Net Growth% ***	Member Count 1 Year Ago	Dropped Members Avg.Length of Service	Months Since Membership Update	Current Officers Reported ****	Current President Repeated Term	VP Reported *****	Last Date Reported Service (mm/yyyy)	Account Balance	YTD Donations
Clubs more than two years old																
409	AUGUSTA	11/30/1949	Active	14	0	0	0.00%	9		3	Y	2	N	12/2024		
31908	BEARDSTOWN	03/31/1976	Active	34	0	0	0.00%	34		10	N	None				
412	CAMP POINT	09/30/1946	Active	19	0	0	0.00%	22		1	Y	2		03/2024		
413	CARLINVILLE	05/22/1944	Active	58	0	3	-4.92%	61	19	0	Y		N	09/2024		
414	CARROLLTON	09/26/1935	Active	8	0	0	0.00%	19		1	Y		IP	03/2016		
41440	CHAPIN	06/28/1982	Active	26	0	0	0.00%	26		3	Y		N	07/2025		
415	CLAYTON	01/31/1949	Active	10	0	0	0.00%	10		42	Y	2		03/2022		
416	COATSBURG	11/18/1958	Active	36	0	0	0.00%	33		1	Y	2	R	07/2025		
Exc Award (06/30/2023)																
419	EDWARDSVILLE	06/30/1944	Active(1)	3	0	0	0.00%	8		5	N	None		10/2015		
421	FRANKLIN	12/26/1951	Active	28	0	0	0.00%	29		0	Y		R	07/2023		
43586	GILLESPIE	03/14/1984	Active	13	0	0	0.00%	13		5	Y	3		12/2023		
423	GOLDEN	06/28/1940	Active	14	0	0	0.00%	14		8	Y	5		05/2025		
424	GREENFIELD	04/10/1939	Active	14	0	0	0.00%	20		1	Y	2	N	07/2025		
30410	HIGHLAND	03/20/1975	Active	69	0	0	0.00%	67		2	Y		N	06/2025		\$50.00
Exc Award (06/30/2024)																
427	HULL	03/24/1952	Active	24	0	0	0.00%	24		18	N	None		01/2020		
428	JACKSONVILLE	04/03/1924	Active	25	0	2	-7.41%	22	6	0	Y	2	N	07/2025		
Exc Award (06/30/2018, 06/30/2024)																
429	JERSEYVILLE	06/17/1935	Active	7	0	0	0.00%	7		11	Y	12				
430	LIBERTY	10/10/1946	Active	35	0	0	0.00%	34		1	Y			07/2018		
432	LORAIN	03/23/1971	Active(1)	40	1	0	2.56%	32		0	Y		N	07/2025		\$250.00
434	MARINE	03/27/1967	Active	9	0	0	0.00%	9		13	Y	7	R	04/2016		
435	MENDON	06/11/1940	Active	21	0	0	0.00%	22		3	Y		R	07/2014		
439	PALMYRA	09/26/1940	Active	11	0	0	0.00%	11		14	Y	2	R			
440	PITTSFIELD	09/22/1920	Active	19	0	0	0.00%	21		2	N			12/2024		
444	QUINCY	07/21/1919	Active	14	1	0	7.69%	13		0	Y		N	07/2025		



## Club Health Assessment for District 1 G through July 2025

INTERNATIONAL

			Status	Membership					Reports					Finance	LCIF	
Club Number	Club Name	Charter Date	Times in Status Quo in Past 2 Years	Current Member Count **	YTD Members Added	YTD Members Dropped	YTD Net Growth% ***	Member Count 1 Year Ago	Dropped Members Avg.Length of Service	Months Since Membership Update	Current Officers Reported ****	Current President Repeated Term	VP Reported *****	Last Date Reported Service (mm/yyyy)	Account Balance	YTD Donations
29444	RUSHVILLE	06/21/1974	Active	11	0	0	0.00%	11		1	Y		N	10/2018		
448	STAUNTON	04/10/1950	Active	9	0	0	0.00%	9		8	Y	12	R	07/2024		
	Exc Award (06/30/2016)															
450	TIMEWELL	12/19/1950	Active	7	0	0	0.00%	7		16	Y	15	R	07/2025		
44409	VERSAILLES	12/28/1984	Active	10	0	0	0.00%	9		1	N	None		02/2019		
110580	WARSAW	03/17/2011	Active	16	0	0	0.00%	20		4	Y	4	N	05/2022		
454	WAVERLY	09/18/1940	Active	21	0	0	0.00%	21		17	Y	16	R	12/2019		
455	WHITE HALL	03/28/1939	Active	36	1	1	0.00%	34	9	0	Y		N	06/2019		

Clubs Cancelled Previous Fiscal Year – Clubs Cancelled within last 12 months may be reinstated

Club Number	Club Name	Charter Date	Current Status*	Cancellation Date
441	PLAINVILLE	02/28/1952	Cancelled(6*)	11/30/2024

Current Total Clubs Count	YTD New Clubs Count	YTD Cancelled Clubs Count	YTD Net Club Gain	Current Total Members Count	YTD Add	YTD Drop	YTD Net Growth	YTD Net Growth %	Member Count 12 Months Ago	Average Member Count Per Club	% of Clubs with less than 20 members	% No Officer Report in 12 Months	% of Clubs with balance 90+ days	Number of Clubs in Status Quo	% Status Quo Clubs in Financial Suspension	Number of Cancelled Clubs	Average Cancelled Club Age	Members Lost Due to Cancellation	% of Clubs Cancelled for Non-Financial Reasons
31	0	0	0	661	3	6	-3	-0.45%	671	21	58%	13%	0%	0	0%	0	0	0	0%

\* - P - Priority Club. Cancellation Reasons: 1-Objectives/conduct, 2-Non-active club, 5-Non-existing club, 6-Disbanding, 7-Merger, 8-Financial Suspension, 9-District/Multiple District Dues.

\*\* Red denotes below 15 active members.


\*\*\* Red denotes 20% + loss.

\*\*\*\* Y - all 3 (President, Secretary, Treasurer) club officers reported, N - not all 3 reported.

\*\*\*\*\* Abbreviation: N-New, IP-Immediate Past, R-Repeat.




# Club Health Assessment for District 1 H through July 2025

			Status	Membership					Reports					Finance	LCIF	
Club Number	Club Name	Charter Date	Times in Status Quo in Past 2 Years	Current Member Count **	YTD Members Added	YTD Members Dropped	YTD Net Growth% ***	Member Count 1 Year Ago	Dropped Members Avg.Length of Service	Months Since Membership Update	Current Officers Reported ****	Current President Repeated Term	VP Reported *****	Last Date Reported Service (mm/yyyy)	Account Balance	YTD Donations
Clubs more than two years old																
58411	ALPHA-WOODHULL ALWOOD	06/20/1996	Active	14	0	0	0.00%	15		8	N	None		11/2024		
460	ALTONA	03/19/1953	Active	22	0	1	-4.35%	23	33	0	Y	2		11/2024		
461	ANDALUSIA	11/23/1962	Active	23	4	1	15.00%	20	31	0	Y	7		12/2024		
463	ASTORIA	11/23/1970	Active	25	0	0	0.00%	27		1	Y	2	N	08/2024		
462	AVON	03/22/1956	Active	22	0	0	0.00%	22		1	N	2	R	03/2025		
464	BARTONVILLE	03/18/1954	Active	33	0	0	0.00%	35		1	Y	3	R	11/2024		
467	BRADFORD	04/09/1965	Active	19	0	0	0.00%	12		1	Y	11		05/2025		
468	BUSHNELL	03/29/1956	Active	8	0	0	0.00%	9		3	Y	2	R	08/2019		
470	CARTHAGE	05/19/1966	Active	42	0	0	0.00%	40		2	Y		N	03/2024		
35021	CHILLICOTHE	02/14/1978	Active	24	1	1	0.00%	20	44	0	N			11/2024		
471	COAL VALLEY	06/15/1964	Active(2)	7	0	0	0.00%	7		11	N	None		12/2024		
472	COLCHESTER	09/18/1951	Active	42	0	0	0.00%	44		2	Y	2	R	10/2024		
473	CREVE COEUR	01/26/1944	Active	9	0	0	0.00%	9		6	Y	13	R	09/2024		
30702	DALLAS CITY	05/14/1975	Active	4	0	0	0.00%	4		15	N	None		09/2024		
478	ELIZA	04/09/1973	Active	14	0	0	0.00%	15		1	Y	9	R	06/2025		
479	GALESBURG	11/18/1920	Active	74	0	0	0.00%	79		1	Y		N	06/2025		
Exc Award (06/30/2023)																
480	GALVA	07/15/1947	Active	25	0	0	0.00%	27		2	Y		N	01/2025		
483	HOPEDALE	12/07/1970	Active	41	5	0	13.89%	22		0	Y		N	07/2025		
487	LA HARPE	03/15/1971	Active	30	0	0	0.00%	35		1	Y			09/2024		
490	MACKINAW	06/19/1964	Active	28	0	0	0.00%	29		1	Y	2		09/2024		
491	MACOMB	05/23/1963	Active	22	0	0	0.00%	29		0	Y		N	07/2025		
39332	MILAN	01/31/1981	Active	31	0	0	0.00%	27		6	Y	2	R	11/2024		
46996	MONMOUTH NOON	03/02/1987	Active	9	0	0	0.00%	13		5	N	None		07/2024		
498	NORTH HENDERSON	12/17/1951	Active	6	0	0	0.00%	7		10	Y	22		10/2024		
500	ORION	04/30/1956	Active	40	0	0	0.00%	40		2	Y	3		05/2025		
Exc Award (06/30/2023)																



## Club Health Assessment for District 1 H through July 2025



			Status	Membership						Reports				Finance	LCIF	
Club Number	Club Name	Charter Date	Times in Status Quo in Past 2 Years	Current Member Count **	YTD Members Added	YTD Members Dropped	YTD Net Growth% ***	Member Count 1 Year Ago	Dropped Members Avg.Length of Service	Months Since Membership Update	Current Officers Reported ****	Current President Repeated Term	VP Reported *****	Last Date Reported Service (mm/yyyy)	Account Balance	YTD Donations
501	PEKIN	10/22/1940	Active	20	0	0	0.00%	18		10	Y	2	R	06/2025		\$100.00
503	PEORIA HEIGHTS-SUBURBAN L C Exc Award (06/30/2022)	04/30/1954	Active	26	1	1	0.00%	25	22	0	Y		N	07/2025		
38248	PRINCEVILLE	04/09/1980	Active	57	0	0	0.00%	56		1	Y		N	08/2024		
504	ROCK ISLAND EVENING	09/03/1943	Active	11	0	0	0.00%	15		1	Y		N	06/2025		
506	ROSEVILLE	08/11/1958	Active	17	0	0	0.00%	16		6	Y	8	R	12/2024		
143975	Silvis Exc Award (06/30/2022)	12/12/2020	Active	16	0	0	0.00%	25		4	Y	3	R	08/2024		
34597	STRONGHURST	11/29/1977	Active	12	0	0	0.00%	13		3	Y	14		05/2024		
508	TOULON	10/03/1946	Active	25	0	2	-7.41%	25	29	0	Y		N	07/2025		
509	TREMONT	02/20/1968	Active	28	0	0	0.00%	29		0	N	None		06/2025		
511	WASHINGTON	01/25/1971	Active	14	0	0	0.00%	15		1	Y		N	11/2024		
513	WYOMING	12/06/1948	Active	27	0	0	0.00%	29		0	Y		R	11/2024		

Clubs Cancelled Previous Fiscal Year – Clubs Cancelled within last 12 months may be reinstated

Club Number	Club Name	Charter Date	Current Status*	Cancellation Date
495	MONMOUTH	05/21/1936	Cancelled(6*)	05/29/2025

Current Total Clubs Count	YTD New Clubs Count	YTD Cancelled Clubs Count	YTD Net Club Gain	Current Total Members Count	YTD Add	YTD Drop	YTD Net Growth	YTD Net Growth %	Member Count 12 Months Ago	Average Member Count Per Club	% of Clubs with less than 20 members	% No Officer Report in 12 Months	% of Clubs with balance 90+ days	Number of Clubs in Status Quo	% Status Quo Clubs in Financial Suspension	Number of Cancelled Clubs	Average Cancelled Club Age	Members Lost Due to Cancellation	% of Clubs Cancelled for Non-Financial Reasons
36	0	0	0	867	11	6	5	0.58%	876	24	39%	8%	0%	0	0%	0	0	0	0%

\* - P - Priority Club. Cancellation Reasons: 1-Objectives/conduct, 2-Non-active club, 5-Non-existing club, 6-Disbanding, 7-Merger, 8-Financial Suspension, 9-District/Multiple District Dues.

\*\* Red denotes below 15 active members.

\*\*\* Red denotes 20% + loss.

\*\*\*\* Y - all 3 (President, Secretary, Treasurer) club officers reported, N - not all 3 reported.

\*\*\*\*\* Abbreviation: N-New, IP-Immediate Past, R-Repeat.



# Club Health Assessment for District 1 J through July 2025

			Status	Membership					Reports				Finance		LCIF	
Club Number	Club Name	Charter Date	Times in Status Quo in Past 2 Years	Current Member Count **	YTD Members Added	YTD Members Dropped	YTD Net Growth% ***	Member Count 1 Year Ago	Dropped Members Avg.Length of Service	Months Since Membership Update	Current Officers Reported ****	Current President Repeated Term	VP Reported *****	Last Date Reported Service (mm/yyyy)	Account Balance	YTD Donations
Clubs more than two years old																
515	ALGONQUIN	09/18/1939	Active	36	0	0	0.00%	33		2	Y	3	R	06/2025		
	Exc Award (06/30/2016, 06/30/2023)															
516	AURORA	06/23/1922	Active	39	1	0	2.63%	39		0	Y		R	07/2025		
	Exc Award (06/30/2022, 06/30/2023, 06/30/2024)															
144527	Aurora Carillon	12/29/2020	Active	42	0	0	0.00%	35		1	Y	6	R	07/2025		
	Exc Award (06/30/2023, 06/30/2024)															
35315	AURORA EVENING	04/21/1978	Active	11	0	0	0.00%	12		1	Y			06/2025		
	Exc Award (06/30/2017)															
517	BARTLETT	08/28/1939	Active	72	0	0	0.00%	76		0	Y		N	07/2025		
	Exc Award (06/30/2023)															
29351	BATAVIA	05/23/1974	Active	21	0	0	0.00%	24		9	Y		N	05/2025		
	Exc Award (06/30/2019, 06/30/2023)															
36855	BIG ROCK	04/17/1979	Active	9	0	0	0.00%	8		10	Y			05/2023		
519	BLOOMINGDALE	09/07/1961	Active	27	0	0	0.00%	27		1	Y		IP	10/2022		
520	BURLINGTON	03/28/1959	Active	17	0	0	0.00%	20		4	Y	2	R	07/2025		
49338	BURR RIDGE-HINSDALE-OAK	03/30/1989	Active	41	0	0	0.00%	31		1	Y		N	06/2025		\$530.00
	Exc Award (06/30/2019, 06/30/2024)															
523	CLARENDON HILLS	02/23/1950	Active	51	0	0	0.00%	51		2	Y		N	02/2024		
	Exc Award (06/30/2023)															
524	CORTLAND	12/10/1973	Active(1)	31	0	0	0.00%	33		1	Y	2	R	07/2023		
525	CRYSTAL LAKE	08/04/1931	Active	59	1	1	0.00%	55	3	0	Y		N	05/2023		
	Exc Award (06/30/2018, 06/30/2024)															
526	DARIEN	05/25/1971	Active	130	0	2	-1.52%	140	33	0	Y		N	04/2025		
	Exc Award (06/30/2020, 06/30/2022, 06/30/2023)															
527	DE KALB	02/04/1948	Active(1)	10	0	0	0.00%	10		22	N	None		09/2023		
528	DOWNERS GROVE	09/21/1926	Active	10	0	0	0.00%	10		0	Y	3		11/2023		
530	DUNDEE TOWNSHIP	03/15/1937	Active	34	0	0	0.00%	31		0	Y		R	05/2025		
	Exc Award (06/30/2019)															
531	ELBURN	07/31/1929	Active	187	1	0	0.54%	184		1	Y		N	06/2025		




# Club Health Assessment for District 1 J through July 2025

			Status	Membership					Reports				Finance	LCIF		
Club Number	Club Name	Charter Date	Times in Status Quo in Past 2 Years	Current Member Count **	YTD Members Added	YTD Members Dropped	YTD Net Growth% ***	Member Count 1 Year Ago	Dropped Members Avg.Length of Service	Months Since Membership Update	Current Officers Reported ****	Current President Repeated Term	VP Reported *****	Last Date Reported Service (mm/yyyy)	Account Balance	YTD Donations
Exc Award (06/30/2023)			Active	23	0	0	0.00%	27		1	Y		N	06/2025		\$50.00
532	ELGIN	12/25/1921														
Exc Award (06/30/2019, 06/30/2023, 06/30/2024)																
533	ELMHURST	09/09/1940	Active	46	0	0	0.00%	41		1	Y	2	R	08/2024		\$2.50
Exc Award (06/30/2017, 06/30/2018, 06/30/2019, 06/30/2023)			Active	47	1	0	2.17%	40		0	Y	3	R	07/2025		
534	FOX RIVER GROVE	09/25/1939														
Exc Award (06/30/2018, 06/30/2019)																
535	GENEVA	01/14/1937	Active	61	0	1	-1.61%	67	3	0	Y		N	07/2025		
537	GLEN ELLYN	07/12/1923	Active	23	0	0	0.00%	20		1	Y		N	04/2025		
Exc Award (06/30/2016)			Active	29	0	0	0.00%	31		0	Y		N	05/2023		
538	HAMPSHIRE	08/28/1953														
539	HANOVER PARK	11/30/1961														
540	HINCKLEY	04/02/1970	Active	30	0	3	-9.09%	32	20	0	Y		R	06/2025		
64110	HUNTLEY AREA	03/28/2001	Active	35	0	0	0.00%	49		1	Y			07/2025		
Exc Award (06/30/2018, 06/30/2022, 06/30/2023)			Active	44	0	0	0.00%	40		2	Y		R	08/2024		
542	ISLAND LAKE	09/28/1956														
Exc Award (06/30/2022, 06/30/2023, 06/30/2024)																
543	ITASCA	08/29/1939	Active(1)	99	0	0	0.00%	105		1	Y		N	06/2025		
48706	JOHNSBURG	06/16/1988	Active	28	0	0	0.00%	26		2	Y		N	05/2023		
38845	LEE	08/29/1980	Active	24	0	0	0.00%	25		2	Y	8	R	07/2023		\$20.00
545	LISLE	05/25/1949	Active	10	0	0	0.00%	17		1	Y		N	06/2025		
Exc Award (06/30/2019, 06/30/2108)			Active	18	0	0	0.00%	18		9	Y			04/2025	90+ Days	
546	LOMBARD	10/17/1923														
549	MALTA	09/13/1960														
550	MAPLE PARK	01/25/1960	Active	21	2	0	10.53%	19		0	Y	2	R	07/2025		
548	MCHENRY/WONDER LAKE	10/13/1966	Active	18	0	0	0.00%	22		1	Y	6	R	07/2025		
552	NAPERVILLE NOON	07/19/1948	Active	39	0	0	0.00%	38		1	Y		N	07/2025		
Exc Award (06/30/2018, 06/30/2023, 06/30/2024)																





## Club Health Assessment for District 1 J through July 2025

			Status	Membership						Reports					Finance		LCIF
Club Number	Club Name	Charter Date	Times in Status Quo in Past 2 Years	Current Member Count **	YTD Members Added	YTD Members Dropped	YTD Net Growth% ***	Member Count 1 Year Ago	Dropped Members Avg.Length of Service	Months Since Membership Update	Current Officers Reported ****	Current President Repeated Term	VP Reported *****	Last Date Reported Service (mm/yyyy)	Account Balance	YTD Donations	
554	NORTH AURORA	10/27/1959	Active	40	0	1	-2.44%	39	2	0	Y	2	N	06/2025		\$75.00	
Exc Award (06/30/2024)																	
47043	OAKBROOK TERRACE	03/12/1987	Active	21	0	0	0.00%	19		0	Y		N	11/2024			
557	ROSELLE	04/26/1934	Active	54	1	1	0.00%	48	0	0	Y	2	R	07/2025			
Exc Award (06/30/2016)																	
558	SANDWICH	06/20/1949	Active	45	0	0	0.00%	45		2	Y		N	07/2025			
Exc Award (06/30/2017, 06/30/2019, 06/30/2023)																	
559	SHABBONA	03/03/1970	Active	16	0	0	0.00%	16		0	N		IP	04/2023			
560	SOMONAUK	04/17/1945	Active(1)	19	0	0	0.00%	26		6	Y	2		03/2023			
561	SOUTH ELGIN	10/11/1954	Active	11	0	0	0.00%	12		1	N	8		05/2023			
564	SYCAMORE	10/06/1948	Active	43	0	0	0.00%	44		4	Y		N	07/2025		\$100.00	
Exc Award (06/30/2018, 06/30/2019, 06/30/2022)																	
565	UNION	12/12/1957	Active	66	1	0	1.54%	61		0	Y		N	04/2025			
Exc Award (06/30/2018, 06/30/2021, 06/30/2022, 06/30/2023, 06/30/2024)																	
566	VILLA PARK	09/25/1923	Active	10	0	0	0.00%	10		0	Y	3		07/2025			
567	WARRENVILLE	06/08/1949	Active	29	0	0	0.00%	28		4	N	None		06/2025			
Exc Award (06/30/2017, 06/30/2019)																	
568	WATERMAN	06/08/1954	Active	38	0	0	0.00%	36		3	Y		N	07/2025			
Exc Award (06/30/2018, 06/30/2023, 06/30/2024)																	
569	WEST CHICAGO	12/14/1960	Active(1)	20	0	1	-4.76%	28	2	0	N	5	R	03/2023			
570	WESTMONT	01/08/1936	Active	48	2	0	4.35%	43		0	Y	2		07/2025			
Exc Award (06/30/2018, 06/30/2019, 06/30/2020, 06/30/2023, 06/30/2024)																	
571	WHEATON	09/19/1923	Active	99	1	0	1.02%	89		0	Y			07/2025			
Exc Award (06/30/2019, 06/30/2023)																	
573	WINFIELD	03/18/1959	Active	33	0	0	0.00%	33		26	Y	9	R	01/2025			
574	WOOD DALE	10/05/1944	Active(1)	19	0	0	0.00%	15		6	Y	5	R	05/2023			



# Club Health Assessment for District 1 J through July 2025

				Status		Membership					Reports				Finance	LCIF
Club Number	Club Name	Charter Date	Times in Status Quo in Past 2 Years	Current Member Count **	YTD Members Added	YTD Members Dropped	YTD Net Growth% ***	Member Count 1 Year Ago	Dropped Members Avg.Length of Service	Months Since Membership Update	Current Officers Reported ****	Current President Repeated Term	VP Reported *****	Last Date Reported Service (mm/yyyy)	Account Balance	YTD Donations

Clubs Cancelled Previous Fiscal Year – Clubs Cancelled within last 12 months may be reinstated

Club Number	Club Name	Charter Date	Current Status*	Cancellation Date
143456	DuPage Tomorrows Alliance	01/05/2021	Cancelled(8*)	06/29/2025

Current Total Clubs Count	YTD New Clubs Count	YTD Cancelled Clubs Count	YTD Net Club Gain	Current Total Members Count	YTD Add	YTD Drop	YTD Net Growth	YTD Net Growth %	Member Count 12 Months Ago	Average Member Count Per Club	% of Clubs with less than 20 members	% No Officer Report in 12 Months	% of Clubs with balance 90+ days	Number of Clubs in Status Quo	% Status Quo Clubs in Financial Suspension	Number of Cancelled Clubs	Average Cancelled Club Age	Members Lost Due to Cancellation	% of Clubs Cancelled for Non-Financial Reasons
54	0	0	0	2,086	11	10	1	0.05%	2,082	39	26%	4%	2%	0	0%	0	0	0	0%

\* - P - Priority Club. Cancellation Reasons: 1-Objectives/conduct, 2-Non-active club, 5-Non-existing club, 6-Disbanding, 7-Merger, 8-Financial Suspension, 9-District/Multiple District Dues.

\*\* Red denotes below 15 active members.

\*\*\* Red denotes 20% + loss.

\*\*\*\* Y - all 3 (President, Secretary, Treasurer) club officers reported, N - not all 3 reported.

\*\*\*\*\* Abbreviation: N-New, IP-Immediate Past, R-Repeat.



# Club Health Assessment for District 1 M through July 2025

			Status	Membership					Reports					Finance		LCIF
Club Number	Club Name	Charter Date	Times in Status Quo in Past 2 Years	Current Member Count **	YTD Members Added	YTD Members Dropped	YTD Net Growth% ***	Member Count 1 Year Ago	Dropped Members Avg.Length of Service	Months Since Membership Update	Current Officers Reported ****	Current President Repeated Term	VP Reported *****	Last Date Reported Service (mm/yyyy)	Account Balance	YTD Donations
Clubs more than two years old																
284	ALLERTON	03/26/1946	Active	8	0	0	0.00%	8		18	N	None		07/2022		
407	ALTAMONT	11/22/1938	Active	38	0	0	0.00%	38		2	Y		N	07/2025		
285	ARCOLA	01/13/1947	Active	12	0	0	0.00%	13		3	Y		N	06/2025		
35701	ARTHUR	06/07/1978	Active	32	0	0	0.00%	35		1	Y		N	07/2025		\$20.00
Exc Award (06/30/2018)																
46622	ATHENS	11/03/1986	Active	26	0	0	0.00%	30		1	Y	13	N	12/2022		
288	BEMENT	04/04/1941	Active	26	0	0	0.00%	24		2	Y		N	07/2025		
289	BISMARCK	01/19/1956	Active	24	0	0	0.00%	28		0	Y		N	11/2024		
43834	BLUE MOUND	05/03/1984	Active(1)	33	0	0	0.00%	46		1	N	None		06/2022		
290	CASEY	02/15/1939	Active	33	0	0	0.00%	32		1	Y		N	07/2025		
Exc Award (06/30/2022)																
291	CATLIN	04/29/1940	Active	21	0	0	0.00%	23		2	Y	2	R	06/2025		
293	CHAMPAIGN	10/26/1927	Active	26	0	2	-7.14%	29	6	0	Y		N	04/2025		
Exc Award (06/30/2018)																
417	COFFEEN	03/25/1968	Active(3)	10	0	0	0.00%	10		6	N	None		05/2024		
295	DANVILLE	10/20/1959	Active	31	0	0	0.00%	30		0	Y		N	07/2025		\$20.00
Exc Award (06/30/2021, 06/30/2022)																
303	GEORGETOWN	01/01/1940	Active	19	0	0	0.00%	23		1	Y		N	06/2025		
Exc Award (06/30/2018, 06/30/2022, 06/30/2023)																
304	GIFFORD	10/04/1957	Active	55	0	0	0.00%	52		1	Y	2		11/2021		
426	HILLSBORO	04/12/1944	Active	24	0	0	0.00%	24		6	N	None		05/2022		
307	HOOPESTON	11/27/1941	Active	9	0	0	0.00%	9		6	N	None		05/2019		
308	HUME	05/19/1952	Active	24	0	0	0.00%	24		1	Y			04/2023		
Exc Award (06/30/2022)																
313	MAHOMET	03/22/1971	Active	34	0	0	0.00%	47		3	Y	2		08/2023		
316	MARSHALL	07/10/1944	Active	10	0	1	-9.09%	11	5	0	Y	2		06/2023		
318	MATTOON	01/01/1946	Active	19	0	0	0.00%	21		2	Y	2	R	12/2024		
Exc Award (06/30/2018)																



# Club Health Assessment for District 1 M through July 2025

			Status	Membership						Reports				Finance	LCIF	
Club Number	Club Name	Charter Date	Times in Status Quo in Past 2 Years	Current Member Count **	YTD Members Added	YTD Members Dropped	YTD Net Growth% ***	Member Count 1 Year Ago	Dropped Members Avg.Length of Service	Months Since Membership Update	Current Officers Reported ****	Current President Repeated Term	VP Reported *****	Last Date Reported Service (mm/yyyy)	Account Balance	YTD Donations
319	MONTICELLO	04/27/1965	Active	15	0	0	0.00%	16		3	Y	3	R	05/2023		
322	MOUNT ZION	05/05/1959	Active	12	0	0	0.00%	16		1	Y	2		03/2021		
438	NOKOMIS	03/19/1952	Active	14	0	2	-12.50%	16	2	0	N	None		06/2019		
324	OAKLAND	06/29/1948	Active	29	1	0	3.57%	24		0	Y	4	R	07/2025		
Exc Award (06/30/2023, 06/30/2024)																
326	OCONEE	06/18/1973	Active	16	0	0	0.00%	17		1	N	None		06/2019		
328	PALESTINE	12/18/1924	Active	12	0	0	0.00%	9		2	Y		N	05/2025		
329	PANA	05/05/1944	Active	45	1	0	2.27%	43		0	Y	5	R	05/2019		
330	PARIS	11/27/1962	Active	33	0	0	0.00%	32		1	Y		N	07/2025		
Exc Award (06/30/2018, 06/30/2021, 06/30/2022)																
331	PAWNEE	06/09/1960	Active	15	0	0	0.00%	13		7	N	None		06/2019		
446	RAMSEY	03/14/1944	Active	27	0	0	0.00%	20		1	Y	8	R	06/2025		
35020	RANKIN	02/13/1978	Active	19	0	0	0.00%	19		2	Y	4		06/2019		
125164	Ridge Farm	06/17/2015	Active	8	0	0	0.00%	9		1	Y	3		12/2020		
337	ROBINSON	10/19/1950	Active	25	0	1	-3.85%	19	6	0	N	None		05/2024		
338	ROCHESTER	07/20/1965	Active	35	0	0	0.00%	39		0	Y		N	06/2025		
342	SHELBYVILLE	02/18/1965	Active	26	0	0	0.00%	27		3	Y	2	R	07/2025		
344	SIDNEY	03/23/1956	Active	11	0	0	0.00%	12		6	Y	16		06/2019		
345	SPRINGFIELD	10/02/1919	Active	39	0	1	-2.50%	39	58	0	Y	2	N	07/2025		
447	ST ELMO	06/07/1940	Active	18	0	0	0.00%	19		2	Y	14	N	05/2025		
347	STEWARDSON	02/09/1956	Active	18	0	0	0.00%	20		8	Y		N	11/2023		
348	STRASBURG	02/21/1956	Active	33	0	0	0.00%	34		3	Y			06/2024		
349	SULLIVAN	04/18/1941	Active	19	0	0	0.00%	18		1	Y	3	N	02/2024		
452	VANDALIA	03/15/1928	Active	20	0	1	-4.76%	24	58	0	Y	3	N	07/2025		
Exc Award (06/30/2021, 06/30/2022)																
357	VILLA GROVE	10/24/1949	Active	19	0	0	0.00%	19		3	Y	3		03/2024		
358	WARRENSBURG LATHAM	01/09/1958	Active	43	0	0	0.00%	36		1	Y		N	07/2025		
361	WESTVILLE	07/15/1940	Active	18	0	0	0.00%	20		6	Y	2	N	07/2025		
Exc Award (06/30/2021)																



## Club Health Assessment for District 1 M through July 2025

INTERNATIONAL

Club Number	Club Name	Charter Date	Status	Membership					Reports					Finance	LCIF
			Times in Status Quo in Past 2 Years	Current Member Count **	YTD Members Added	YTD Members Dropped	YTD Net Growth% ***	Member Count 1 Year Ago	Dropped Members Avg.Length of Service	Months Since Membership Update	Current Officers Reported ****	Current President Repeated Term	VP Reported *****	Last Date Reported Service (mm/yyyy)	Account Balance
456	WITT	04/21/1960	Active	53	0	0	0.00%	53		0	Y		02/2021		

Clubs Cancelled Previous Fiscal Year – Clubs Cancelled within last 12 months may be reinstated

Club Number	Club Name	Charter Date	Current Status*	Cancellation Date
321	MOUNT PULASKI	04/18/1957	Cancelled(6*)	06/29/2025

Current Total Clubs Count	YTD New Clubs Count	YTD Cancelled Clubs Count	YTD Net Club Gain	Current Total Members Count	YTD Add	YTD Drop	YTD Net Growth	YTD Net Growth %	Member Count 12 Months Ago	Average Member Count Per Club	% of Clubs with less than 20 members	% No Officer Report in 12 Months	% of Clubs with balance 90+ days	Number of Clubs in Status Quo	% Status Quo Clubs in Financial Suspension	Number of Cancelled Clubs	Average Cancelled Club Age	Members Lost Due to Cancellation	% of Clubs Cancelled for Non-Financial Reasons
47	0	0	0	1,136	2	8	-6	-0.53%	1,170	24	45%	13%	0%	0	0%	0	0	0	0%

\* - P - Priority Club. Cancellation Reasons: 1-Objectives/conduct, 2-Non-active club, 5-Non-existing club, 6-Disbanding, 7-Merger, 8-Financial Suspension, 9-District/Multiple District Dues.

\*\* Red denotes below 15 active members.

\*\*\* Red denotes 20% + loss.

\*\*\*\* Y - all 3 (President, Secretary, Treasurer) club officers reported, N - not all 3 reported.

\*\*\*\*\* Abbreviation: N-New, IP-Immediate Past, R-Repeat.